

Student's Name \_\_\_\_\_  
Teacher # \_\_\_\_\_ Branch \_\_\_\_\_

KEYBOARD  
LEVEL 3

Perfect Score: 93  
Number Incorrect: \_\_\_\_\_  
Final Score: \_\_\_\_\_

Circle  
Passing: 65 Y / N  
Convention Eligibility: 74 Y / N

# CERTIFICATE OF MERIT™

## MUSICAL KNOWLEDGE EXAM

# 2010



## KEYBOARD LEVEL THREE

### EAR TRAINING - SET B

1. Name the Major key for each key signature. (6 points)

\_\_\_\_\_ Major    \_\_\_\_\_ Major    \_\_\_\_\_ Major    \_\_\_\_\_ Major    \_\_\_\_\_ Major    \_\_\_\_\_ Major

2. Name the minor key for each key signature. (3 points)

\_\_\_\_\_ minor                      \_\_\_\_\_ minor                      \_\_\_\_\_ minor

3. Add sharps or flats (accidentals) to complete each scale. (5 points)

E $\flat$  Major

D Major

E Major

a minor, harmonic form

G Major

4. Name each interval. Tell whether each interval is Major or Perfect. The first one is given. (7 points)

P5  
(example) \_\_\_\_\_

5. Name each triad with its root (letter name). Circle Major or minor for each one. The first one is given. (5 points)

G Major  
minor \_\_\_\_\_ Major  
minor \_\_\_\_\_ Major  
minor

\_\_\_\_\_ Major  
minor \_\_\_\_\_ Major  
minor \_\_\_\_\_ Major  
minor

6. Name the inversion for each triad (R, 1st, or 2nd). The first one is given. (5 points)

1st \_\_\_\_\_


7. Check the Roman numeral for each triad. Use the Major key for each example. The first one is given. (5 points)

V  
 I  
 IV \_\_\_\_\_ V  
 I  
 IV \_\_\_\_\_ V  
 I  
 IV

\_\_\_\_\_ V  
 I  
 IV \_\_\_\_\_ V  
 I  
 IV \_\_\_\_\_ V  
 I  
 IV

8. Write the primary triads for this key. (Put one triad in each measure.) (3 points)

G Major



I

IV

V

9. Check the correct counting for each example. (3 points)



1 & 2 & 3 & 1      2 3

1 & 2 & 3 & 1 2 3


1 2 & a 3 & 1 2 3



1 2 3 4 5 6 1 2 3 4 5 6

1 2 3 4 5 6 1 2 3 4 5 6

1 2 3 4 5 6 1 2 3 4 5 6



1 2 3 4 1 2 3 4

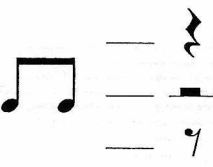

1 & 2 & 3 4 1 2 & 3 4



1 2 3 4 & 1 2 & 3 4



10. Write the time signature for the following example. (1 point)





11. Check the rest that receives the same number of beats as each note or group of notes in  $\frac{4}{4}$  time. (4 points)


a.   

b.   

c.   

d.   

12. Check the name for each cadence. (3 points)



IV I

- a.  Authentic  
 Half  
 Plagal



I V

- b.  Authentic  
 Half  
 Plagal



V I

- c.  Authentic  
 Half  
 Plagal

13. Check the definition for each term. (10 points)

a. Relative Major and minor

- Key signatures with the same name
- Key signatures with different sharps or flats
- Major and minor keys with the same key signature

b. legato pedal

- connect notes using the damper pedal
- apply the soft pedal
- apply the middle pedal

c. *una corda*

- apply the soft pedal
- play the music one time
- gradually faster

d. motive

- much
- a short musical idea
- fast

e. *adagio*

- slow tempo, slower than *andante*
- fast tempo
- moderate tempo

f. *dolce*

- strongly
- staccato
- sweetly

g. *molto*

- sweetly
- gradually faster
- much, very

h. *poco*

- softly
- little
- fast

i. *spiritoso*

- slowly
- with spirit
- crisp

j. *accel.*

- walking tempo
- moderately
- gradually faster

Moderato

Andre: *Sonatina*

Answer questions 14-22 about the music above. (11 points)

14. Write the letter name of the key, and circle Major or minor. \_\_\_\_\_ Major minor
15. How else can the time signature be written? \_\_\_\_\_
16. What type of note receives one beat? \_\_\_\_\_
17. How fast should this music be played? (Give the English meaning.) \_\_\_\_\_
18. How many times should this music be played? \_\_\_\_\_
19. Write the letter name for chords a and b. Circle Major or minor for each.
  - a. \_\_\_\_\_ Major minor
  - b. \_\_\_\_\_ Major minor
20. In what inversion is chord c? (Check the correct answer.)
 

\_\_\_\_\_ Root Position  
 \_\_\_\_\_ 1st Inversion  
 \_\_\_\_\_ 2nd Inversion
21. What accidental is used in measure 5? \_\_\_\_\_
22. Name each boxed interval with its quality and number (for example, M2, P8).
  1. \_\_\_\_\_
  2. \_\_\_\_\_

Volkman: *Once Upon a Time*

Answer questions 23-26 about the music above. (12 points)





23. Write the letter name and circle Major or minor for chords a and b.

Chord a.  Major  minor  
 Chord b.  Major  minor

24. This music is in the key of **G Major**. Check the correct Roman numeral for chords c and d.

Chord c.  I  IV  V  
 Chord d.  I  IV  V

25. Check the meaning for each of these symbols used in the music.

- a. *f*  loud  medium loud
- b. *mf*  loud  medium loud
- c.   fermata: hold longer  staccato: crisp
- d.   gradually softer  accent: play louder
- e.   legato: connected  staccato: crisp
- f.   gradually louder  gradually slower

26. Name each boxed interval with its quality and number (for example, M2, P8).

1. \_\_\_\_\_  
 2. \_\_\_\_\_

## EAR TRAINING EVALUATION

This is your Level 3 ear training evaluation. Listen to each question and its musical example. Mark (or circle) your answer. Each example will be played two times. (10 points)

1. Recognition of Major or minor in a four-measure phrase.



\_\_\_ Major



\_\_\_ minor

2. Recognition of Major or minor in a four-measure phrase.



\_\_\_ Major



\_\_\_ minor

3. \_\_\_ Legato touch                      \_\_\_ Staccato touch

4. Recognition of Major or minor triads.

Ex. 1 Major \_\_\_                      minor \_\_\_

Ex. 2 Major \_\_\_                      minor \_\_\_

5. Recognition of Major and Perfect intervals.

Ex. 1 Major 2nd \_\_\_                      Major 3rd \_\_\_

Ex. 2 Perfect 5th \_\_\_                      Major 7th \_\_\_

Ex. 3 Perfect 4th \_\_\_                      Major 6th \_\_\_

6. Recognition of meter in a four-measure phrase.

$\frac{2}{4}$  time \_\_\_                       $\frac{3}{4}$  time \_\_\_

7. Recognition of tempo.

Adagio \_\_\_                      Spiritoso \_\_\_